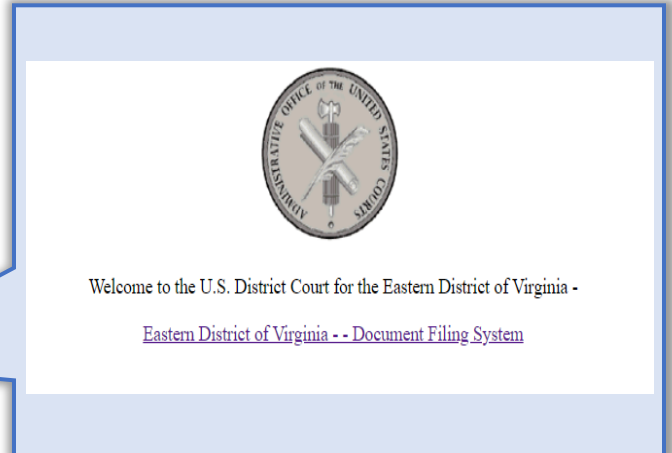


Link Your CM/ECF Account to Your PACER Account

Go to <https://ecf.vaed.uscourts.gov> and click the "Eastern District of Virginia - Document Filing system link."



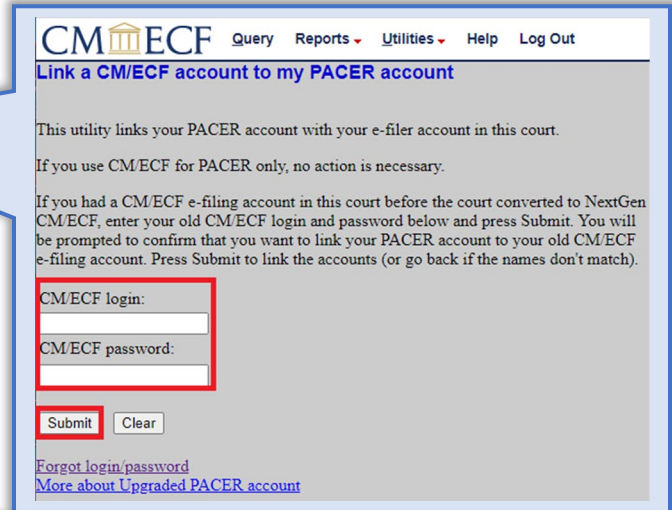
Enter your PACER username and password and click Login.



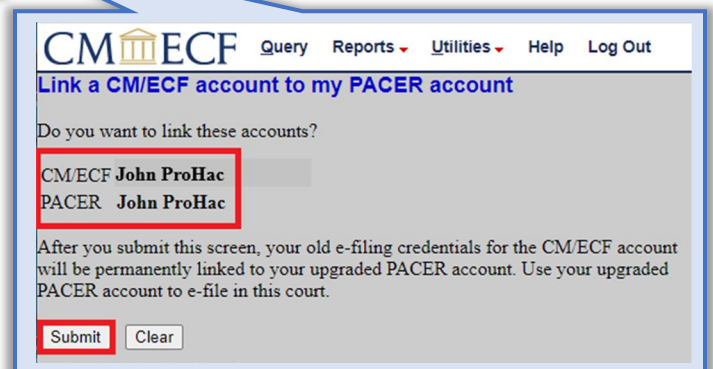
Under Utilities, Click the NextGen Release 1.1 Menu Items and then click "Link a CM/ECF Account to my PACER Account."



Enter your VAED CM/ECF login and password.



Verify you are matching the correct accounts and click "Submit." You may have to refresh your screen to display the filing menu (Ctrl+F5).



Have a shared PACER Account?

To electronically file in the Eastern District of Virginia on or after 4/19/21, each lawyer will need an individual PACER Account. **Do not** link to a shared account.

For group billing, your firm may create a **PACER Administrative Account (PAA)**. Visit the [PACER website](#) for more information and registration.